
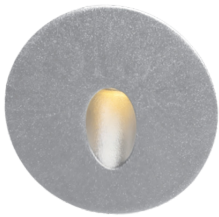



# Clyde I

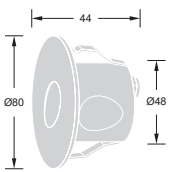
## Recessed / Wall



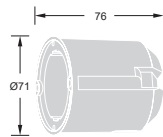
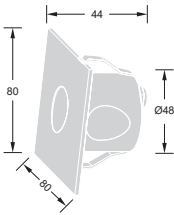
Item Code	557420	558420
Wattage	2W	2W
Beam Angle	45°	45°
Colour Temp.	4000K	4000K
LED lm	35lm	35lm
Dim.(mm)	80 x 76	80 x 76

\* Specify for other colour temperatures.

557420



558420



### Features:

Flat small square/round 2W LED wall recessed light fixture.

Asymmetric pinhole aperture throws bright band of light at 45° to wash surfaces.

The high intensity of the single power LED in center offers a striking and vivid lighting effect.

Asymmetrical hidden lens to ensure no glare.

Mounting clips for plaster board applications, polycarbonate housing for concrete/brick wall installation.

IP65 weather protection for external areas.

4000K colour temperature as standard.

Available colours 3000K, 4000K, 5000K and 6000K optional.

Also available with integral driver 240V or remote driver for 24V DC version.

No IR, No Mercury.

50,000 hours long life, low maintenance.

### Applications:

Internal Walls, Steps, Stairs, Exterior Facade Walls, Building Vicinity, Walkways and Ramps.

### Materials/Finish:

Body made of stainless steel 316 powder coated, aluminium heat sink with mounting clips, complete with polycarbonate recessing housing.