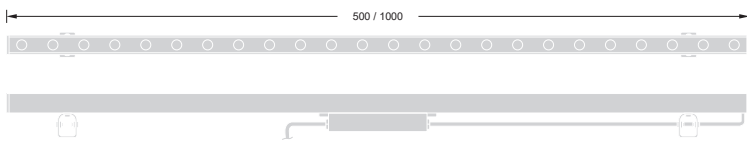


# Mini Mag

## Linear



Item Code	880412	880424
Wattage	12W	24W
Beam Angle	30°/40°	30°/40°
Colour Temp.	4000K	4000K
LED lm	820lm	1660lm
Dim.(mm)	500 x 25	1000 x 25

\* Specify for other colour temperatures.

### Applications:

Ideal for Lighting Building Facades, Entrances, Interior/Exterior Walls, Hidden Indirect Lighting Applications, Large Structures and Features.

### Materials/Finish:

Body in high grade extruded aluminium silver powder coated paint finish for smooth finish, complete with IP65 3mm tempered safety glass clear or frosted, hard chrome plated SS SUS bracket.

### Dimming Options:

DMX 512.  
DALI & DSI dimming.  
1~10 V dimming.

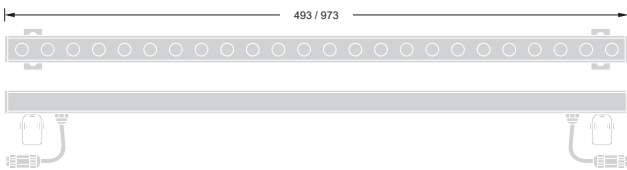
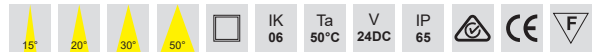
### Features:

Adjustable wall washer 12W and 24W LED fixture.  
IP65 rated for outdoor applications.  
Linear length throws bright band of light to illuminate the surfaces without dark patches.  
Symmetric or asymmetric lens option allows using this fixture in various applications for controlled light projection.  
Compact profile makes it invisible in building facades.  
3mm tempered safety glass clear

or frosted, mounting base with adjustable PVC bracket or fixed stainless steel bracket.  
Special optical reflector efficiency  $\geq 85\%$ .  
Cable Gland: IP-68 PG-7 Copper.  
Available in 500mm and 1000mm lengths.  
Optional angular side metallic cap mounting plate to avoid direct visual glare.  
Optional RGB colour mix option enables complete flexibility with almost any colour in the spectrum is achievable.

4000K colour temperature as standard.  
Available colours 2000K, 3000K, 4000K, 5000K and 6000K optional.  
Remote driver for 24V DC version.  
No IR, No Mercury.  
50,000 hours long life, low maintenance.

# Mini Mag Linear



Item Code	881412	881424
Wattage	12 x 1.5W	24 x 1.5W
Beam Angle	15°/20°/30°/50°	15°/20°/30°/50°
Colour Temp.	4000K	4000K
LED lm	1485lm	2900lm
Dim.(mm)	493 x 42	973 x 42

\* Specify for other colour temperatures.

### Features:

Adjustable wall washer 12x1.5W and 24x1.5W LED fixture.  
 IP65 rated for outdoor applications.  
 Linear length throws bright band of light to illuminate the surfaces without dark patches.  
 Symmetric or asymmetric lens option allows using this fixture in various applications for controlled light projection.  
 Compact profile makes it invisible in building facades.  
 4mm tempered safety glass clear

or frosted, mounting base with adjustable PVC bracket or fixed stainless steel bracket.  
 Special optical reflector efficiency  $\geq 85\%$ .  
 Cable Gland: IP-68 PG-9 PVC.  
 Available in 493mm and 973mm lengths.  
 Optional angular side metallic cap mounting plate to avoid direct visual glare.  
 Optional RGB colour mix option enables complete flexibility with almost any colour in the spectrum is achievable.

4000K colour temperature as standard.  
 Available colours 2000K, 3000K, 4000K, 5000K and 6000K optional.  
 Remote driver for 24V DC version.  
 No IR, No Mercury.  
 50,000 hours long life, low maintenance.

### Applications:

Ideal for Lighting Building Facades, Entrances, Interior/Exterior Walls, Hidden Indirect Lighting Applications, Large Structures and Features.

### Materials/Finish:

Body in high grade extruded aluminium silver powder coated paint finish for smooth finish, complete with IP65 4mm tempered safety glass clear or frosted, hard chrome plated SS SUS bracket.

### Dimming Options:

DMX 512.  
 DALI & DSI dimming.  
 1~10 V dimming.